



Upper Dublin Township
Public Works Department
 801 Loch Alsh Avenue
 Fort Washington, PA 19034
 Phone: 215-643-1600
 Fax: 215-542-0797
 www.upperdublin.net

Requirements for Trench Excavating in Upper Dublin Township

- PA 1 call required
- Trenches five (5) feet (1.5 meters) deep or greater require a protective system, unless the excavation is made entirely in stable rock. If less than five (5) feet, a competent person may determine that a protective system is not required. The certification paper work for any protective systems is to be on site during the work period.
- Road plates should be available and will be required if necessary.
- All stone backfill (2a) in 8" (eight inch) compacted lifts is required. (Flowable fill will be considered.)
- 3 day notice, prior to excavation, is required if the road is to be closed.
- 48 hour notice for inspection is required.
- The proper utility must be notified
- UD TWP standards are required. UD TWP details RD108, RD109, CC200 & CC204 are attached.
- Code Enforcement must be notified
- All OSHA regulations apply
- An OSHA trained competent person is required to be on site during work hours
- Road signage and/or flagmen will be required. Supply a road signage plan.
- Safety vest and equipment must be on site and in place prior to excavation.
- Head protection (hard hat) is required.
- A ladder is required to enter and exit the trench AS PER OSHA REGULATIONS.
- A 4 (four) gas meter is required for any trench 4' (feet) or over.
- Lighted street barricades/barrels are required to be on site prior to start of excavation and put in place as required.
- The attached excavation check list must be completed and available upon request from the inspector.
- Attached is a summary of OSHA main requirements as a reference only. The contractor is responsible for all OSHA compliance.

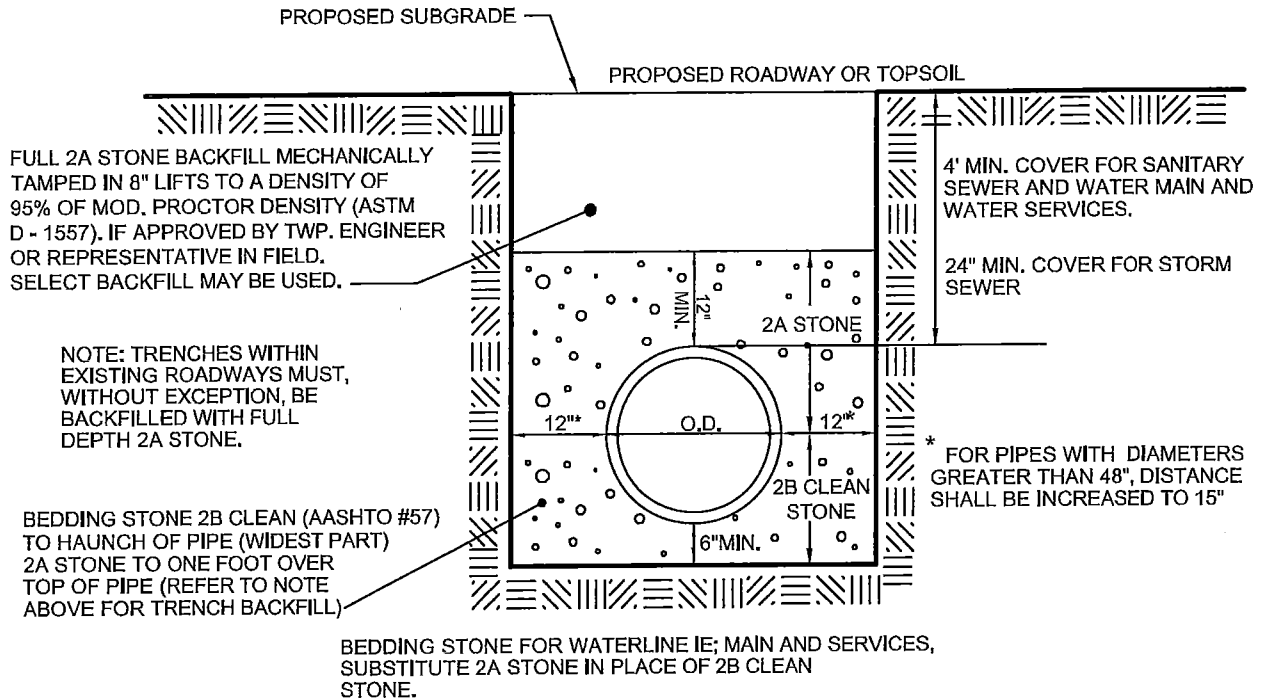
I have read and agree with all the above statements / requirements.

Signature: _____ Date: _____

PLEASE NOTE:

THE ABOVE ITEMS MUST BE ON SITE AND AVAILABLE PRIOR TO THE START OF THE WORK.

ALL OF THE ABOVE CONDITIONS ARE REQUIRED TO BE MET. IF THE ABOVE CONDITIONS ARE NOT MET AT ANY TIME, UPPER DUBLIN TOWNSHIP WILL STOP WORK UNTIL THE ISSUE IS CORRECTED.



FULL 2A STONE BACKFILL MECHANICALLY TAMPED IN 8" LIFTS TO A DENSITY OF 95% OF MOD. PROCTOR DENSITY (ASTM D - 1557). IF APPROVED BY TWP. ENGINEER OR REPRESENTATIVE IN FIELD. SELECT BACKFILL MAY BE USED.

NOTE: TRENCHES WITHIN EXISTING ROADWAYS MUST, WITHOUT EXCEPTION, BE BACKFILLED WITH FULL DEPTH 2A STONE.

BEDDING STONE 2B CLEAN (AASHTO #57) TO HAUNCH OF PIPE (WIDEST PART) 2A STONE TO ONE FOOT OVER TOP OF PIPE (REFER TO NOTE ABOVE FOR TRENCH BACKFILL)

BEDDING STONE FOR WATERLINE IE; MAIN AND SERVICES, SUBSTITUTE 2A STONE IN PLACE OF 2B CLEAN STONE.

* FOR PIPES WITH DIAMETERS GREATER THAN 48", DISTANCE SHALL BE INCREASED TO 15"

NOTE:
 ALL GAS, ELECTRIC & TELECOMMUNICATION LINES, AND WATER SERVICE TRENCHES WITHIN EXISTING ROADWAYS, PROPOSED ROADWAYS, ALL RIGHT OF WAYS, BIKETRAIL EASEMENTS, PROPOSED DRIVEWAYS, APRONS AND SIDEWALKS MUST, WITHOUT EXCEPTION, BE BACKFILLED WITH FULL DEPTH 2A STONE AFTER TOP SCREENING.
 ALL UTILITY TRENCHES MUST BE COMPACTED (MECHANICALLY TAMPED) IN 8" LIFTS.

INDEX

UPPER DUBLIN TOWNSHIP STANDARD DETAIL TYPICAL TRENCH DETAIL



DATE

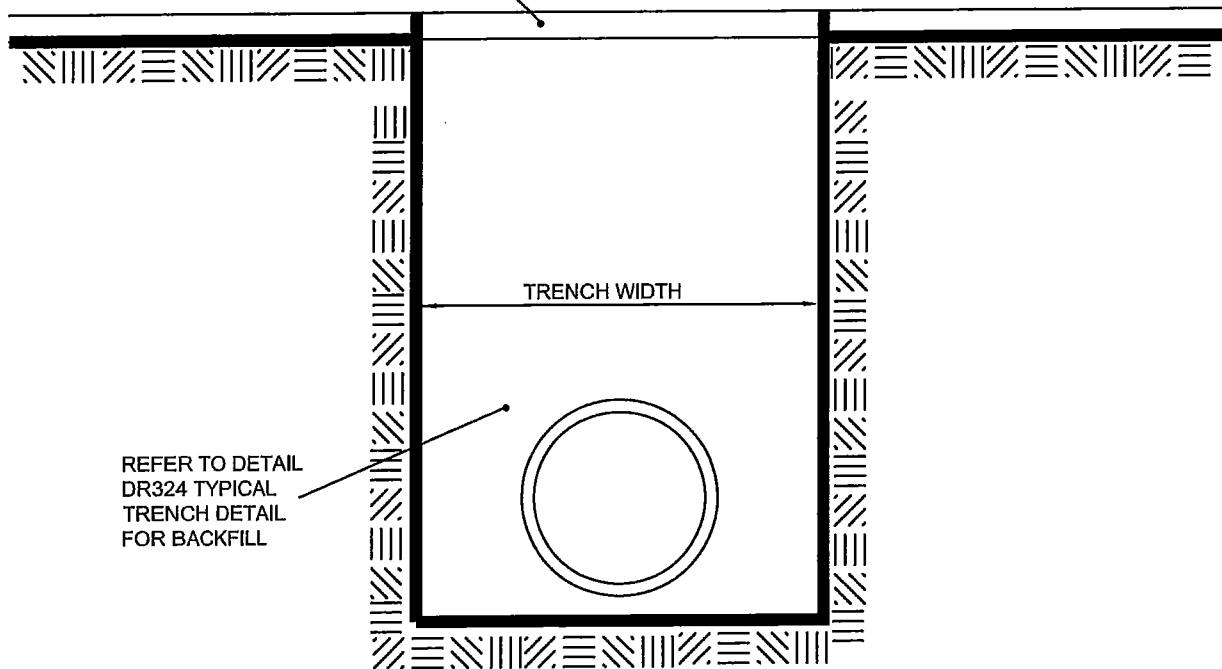
10-2013

NOT TO SCALE

DR324

TEMPORARY ROAD RESTORE

(A) 2" DEPTH SUPERPAVE ASPHALT MIXTURE DESIGN, HMA BINDER COURSE, PG 64-22, 0.0 TO 0.3 MILLION ESALS, 19 mm MIX. (COMPACTED PER PENNDOT 408 CURRENT EDITION, SECT. 409)



REFER TO DETAIL DR324 TYPICAL TRENCH DETAIL FOR BACKFILL

UPPER DUBLIN TOWNSHIP STANDARD DETAIL
TEMPORARY ROAD RESTORATION WITHIN TOWNSHIP ROADS



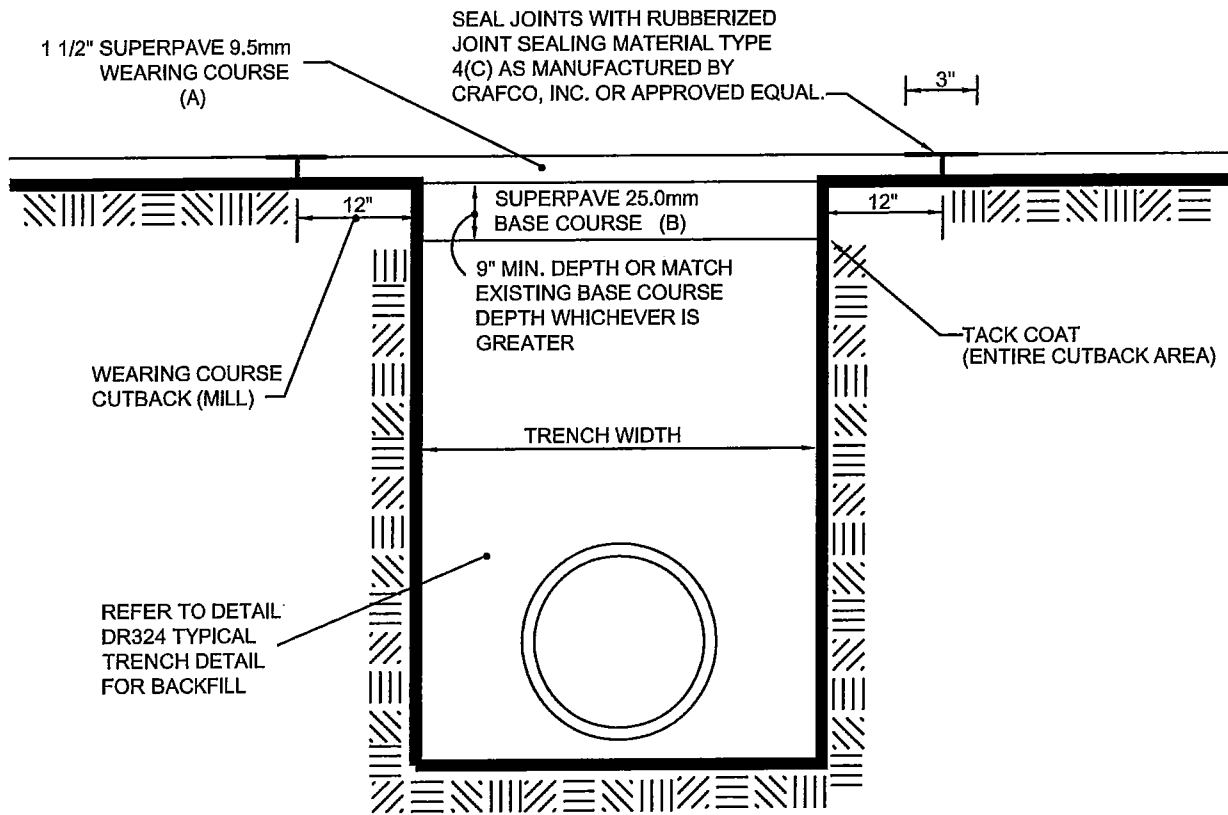
DATE

10-2013

NOT TO SCALE

RD108

PERMANENT ROAD RESTORE



NOTES:

1. PROVIDE MATERIALS AND CONSTRUCTION IN ACCORDANCE WITH THE REQUIREMENTS OF PENNDOT PUBLICATION 408, CURRENT EDITION, INCLUDING BUT NOT LIMITED TO SECTION 210-SUBGRADE, SECTION 350-SUBBASE AND SECTION 409-SUPERPAVE MIXTURE DESIGN, STANDARD AND RPS CONSTRUCTION OF PLANT-MIXED HMA COURSES, AND AS MODIFIED HEREIN.

- (A) 1 1/2" DEPTH SUPERPAVE ASPHALT MIXTURE DESIGN, HMA WEARING COURSE, PG 64-22, 0.0 TO 0.3 MILLION ESALs, 9.5mm MIX, SRL H
- (B) 9" MINIMUM DEPTH (OR MATCH EXISTING BASE COURSE, WHICHEVER IS GREATER) SUPERPAVE ASPHALT MIXTURE DESIGN, HMA BASE COURSE, PG 64-22, 0.0 TO 0.3 ESALs, 25.0mm MIX.

UPPER DUBLIN TOWNSHIP STANDARD DETAIL
PERMANENT ROAD RESTORATION WITHIN TOWNSHIP ROADS

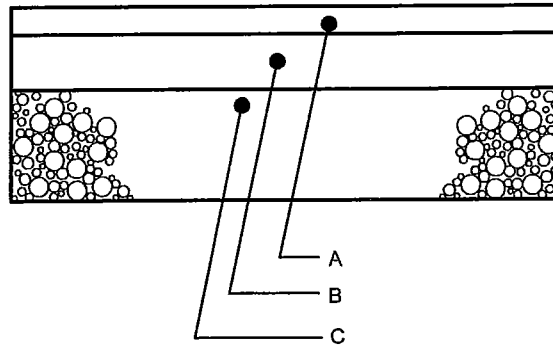


DATE

10-2013

NOT TO SCALE

RD109



SINGLE FAMILY RESIDENTIAL:

- A. 1 1/2" DEPTH SUPERPAVE ASPHALT MIXTURE DESIGN, HMA WEARING COURSE, PG 64-22, 0.0 TO 0.3 MILLION ESALs, 9.5mm MIX, SRL H
- B. 2" DEPTH SUPERPAVE ASPHALT MIXTURE DESIGN, HMA BINDER COURSE, PG 64-22, 0.0 TO 0.3 MILLION ESALs, 19.0mm MIX.
- C. 8" 2A STONE

NOTES:

1. PROVIDE MATERIALS AND CONSTRUCTION IN ACCORDANCE WITH THE REQUIREMENTS OF PENNDOT PUBLICATION 408, CURRENT EDITION, INCLUDING BUT NOT LIMITED TO SECTION 210-SUBGRADE, SECTION 350-SUBBASE AND SECTION 409-SUPERPAVE MIXTURE DESIGN, STANDARD AND RPS CONSTRUCTION OF PLANT-MIXED HMA COURSES, AND AS MODIFIED HEREIN.

SUBGRADE STABILITY VERIFICATION

After contractor has prepared subgrade in accordance with PennDot Publication 408, Section 210 (subgrade) a subgrade stability verification is required prior to placement of sub-base material. A triaxle fully loaded maximum load (quarry slip of loaded weight will be required in the field) is required to run over entire roadway subgrade (including curb lines), over all trenches and anywhere directed by Township Engineer or his/her representatives in the field. Areas displaying pronounced elasticity, pumping, movement or deformation under the loaded triaxle will be noted and marked in the field. The areas noted and/or marked showing unstable subgrade must be corrected and reverified for required stability prior to starting subbase construction. All areas that are to be filled, stoned, paved and/or curbed are required to be proofrolled by this method. A subgrade stability re-verification is required after any/all rain events, snow events (once cleared and/or melted), introduction of moisture to the subgrade or sub-base, or as determined by the Township Engineer's representative in the field.

UPPER DUBLIN TOWNSHIP STANDARD DETAIL
SINGLE FAMILY RESIDENTIAL BITUMINOUS DRIVEWAY



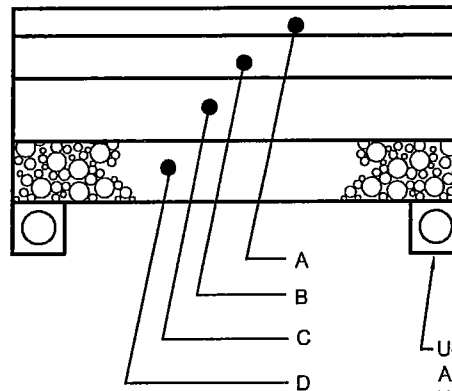
DATE

10-2013

NOT TO SCALE

RD111

PAVED DRIVEWAY - MULTI FAMILY & NONRESIDENTIAL



U-DRAIN (TYP.) TO BE INSTALLED AS REQUIRED BY TOWNSHIP OR HIS/HER REPRESENTATIVE IN THE FIELD. SEE PERFORATED UNDERDRAIN DETAIL DR 328.

STANDARD:

- A. 1 1/2" DEPTH SUPERPAVE ASPHALT MIXTURE DESIGN, HMA WEARING COURSE, PG 64-22, 0.0 TO 0.3 MILLION ESALs, 9.5mm MIX, SRL H
- B. 2" DEPTH SUPERPAVE ASPHALT MIXTURE DESIGN, HMA BINDER COURSE, PG 64-22, 0.0 TO 0.3 MILLION ESALs, 19.0mm MIX.
- C. 3" DEPTH SUPERPAVE ASPHALT MIXTURE DESIGN, HMA BASE COURSE, PG 64-22, 0.0 TO 0.3 MILLION ESALs, 25.0mm MIX.
- D. 6" 2A STONE

NOTES:

1. PROVIDE MATERIALS AND CONSTRUCTION IN ACCORDANCE WITH THE REQUIREMENTS OF PENNDOT PUBLICATION 408, CURRENT EDITION, INCLUDING BUT NOT LIMITED TO SECTION 210-SUBGRADE, SECTION 350-SUBBASE AND SECTION 409-SUPERPAVE MIXTURE DESIGN, STANDARD AND RPS CONSTRUCTION OF PLANT-MIXED HMA COURSES, AND AS MODIFIED HEREIN.

SUBGRADE STABILITY VERIFICATION

After contractor has prepared subgrade in accordance with PennDot Publication 408, Section 210 (subgrade) a subgrade stability verification is required prior to placement of sub-base material. A triaxle fully loaded maximum load (quarry slip of loaded weight will be required in the field) is required to run over entire roadway subgrade (including curb lines), over all trenches and anywhere directed by Township Engineer or his/her representatives in the field. Areas displaying pronounced elasticity, pumping, movement or deformation under the loaded triaxle will be noted and marked in the field. The areas noted and/or marked showing unstable subgrade must be corrected and reverified for required stability prior to starting subbase construction. All areas that are to be filled, stoned, paved and/or curbed are required to be proofrolled by this method. A subgrade stability re-verification is required after any/all rain events, snow events (once cleared and/or melted), introduction of moisture to the subgrade or sub-base, or as determined by the Township Engineer's representative in the field.

**UPPER DUBLIN TOWNSHIP STANDARD DETAIL
MULTI-FAMILY RESIDENTIAL AND
NON-RESIDENTIAL BITUMINOUS DRIVEWAY & PARKING**



DATE

10-2013

NOT TO SCALE

RD112